



Date:	
Project Name:	
SKU #:	

ICON S6™
Icon Series Square Downlight 6"



TRIM FINISH See Page 3 for All Available Trim Types



APPLICATIONS

Residential, Commercial, Multi-Family

FEATURES

Construction

- Aluminum Housing

Finish

- White Trim
- Black Trim [Option]

Electrical & Technical

- Input Voltage: 120-277VAC
- Input Frequency: 60Hz
- Projected Life: L70 > 50,000 hrs
- PF: >0.9
- CRI: >90
- THD: <20%
- CCT Selectable: 2700K/3000K/3500K/4000K/5000K
- Operating Temp.: -4°F ~ 104°F
- Wet Location Rated
- IC Rated
- 25W Emergency Battery Backup [Option]

Optical

- White PC Lens
- Beam Angles:
 24° Narrow
 38° Medium
 60° Wide

Installation/Mounting

- Spring Clip Mount [W/Trim]:
Ceiling Cutout: Ø6.22"

Controls

- Dual Mode: 0-10V Dimming [120-277V] + Triac Dimming [120V]
- Triac Dimming [120V for Dim to Warm]

Compliance

- JA8 TITLE 24 Compliant

Dimmer Compatibility List:

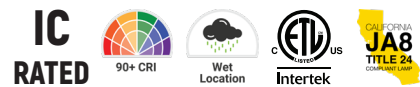
- See Page 3

Lumen Output

• See Page 2

Warranty

- 5 Year Warranty
See warranty documentation for more information.



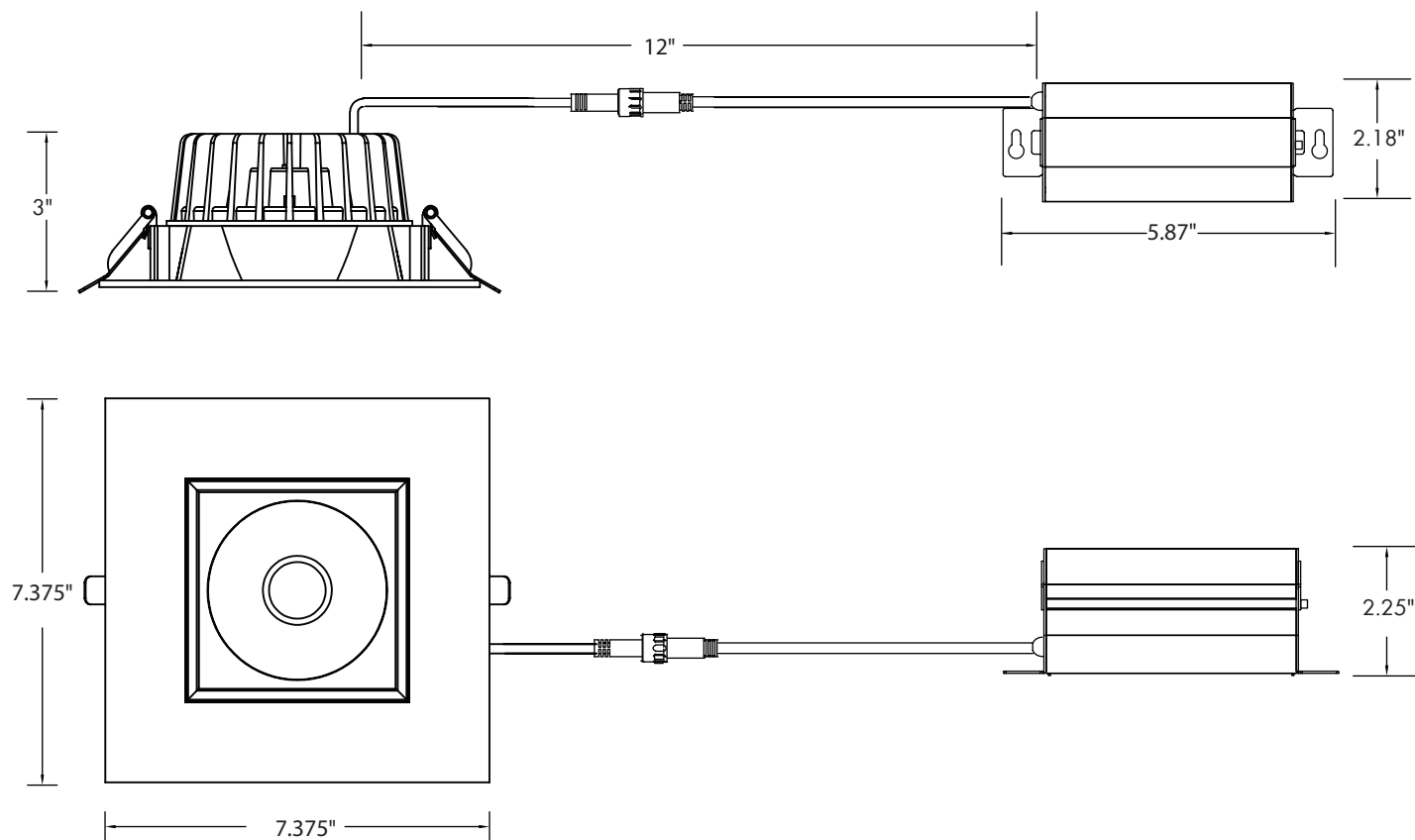
ORDERING INFORMATION **EXAMPLE: ICON-S-6-24-5C-38-STM-WH**

Series	Size	Wattage	CCT	Input Voltage	Beam Angle	Trim Type	Trim Finish
ICON-S	6 - 6"	24 - 24W	5C - 2700K/3000K/3500K/4000K/5000K	U - 120-277VAC	24 - 24° 38 - 38° 60 - 60°	STM - Square Trim	BK - Black WH - White
			DW - Dim to Warm (3000K-1800K)	T - 120VAC			

Accessories

- ICON-SR-6-CP [Construction Plate Kit]
- FLEX-6 [6' Flexible Connector]
- FLEX-10 [10' Flexible Connector]
- FLEX-20 [20' Flexible Connector]
- EM [25W Emergency Battery Backup]

DIMENSIONS



LUMEN OUTPUT

SKU	Size (in)	Wattage (W)	Beam Angle	2700K		3000K		3500K		4000K		5000K	
				Delivered Lumens (lm)	Efficacy (lm/W)	Delivered Lumens (lm)	Efficacy (lm/W)	Delivered Lumens (lm)	Efficacy (lm/W)	Delivered Lumens (lm)	Efficacy (lm/W)	Delivered Lumens (lm)	Efficacy (lm/W)
ICON-S-6-24-5C-24-STM-WH	6	24	24°	1664	78	1794	75	1977	95	2082	90	2116	99
ICON-S-6-24-5C-38-STM-WH	6	24	38°	1614	70	1717	75	1949	87	2027	90	2036	89
ICON-S-6-24-5C-60-STM-WH	6	24	60°	1732	81	1857	88	2043	99	2149	103	2281	103

ACCESSORIES



Square Trim [STM]



Construction Plate Kit [ICON-SR-6-CP]



25W
Emergency Battery Backup
[Factory Install]
[EM]



6'/10'/20'
Flexible Extension Connector
[FLEX-6]
[FLEX-10]
[FLEX-20]

COMPLETED PRODUCT



ICON S6™
Square Trim

DIMMER COMPATABILITY LIST

TRIAC Dimming:

Leviton: 6672, 6674, IPL06

Lutron: LECL-153P, CTCL-150H, LGCL-153PLH, CTCL-153P, SCL-153P, S-600P, PD-6WCL, PD-5NE, PD-10NXD, DVCL-153P, TGCL-153P, AYCL-153P, MACL-153M

Eaton: AAL06

Pass & Seymour: DCL453PTCCCV6

GE: 10464, 18027

0-10V Dimming:

Leviton: Illumitech - IP7

Lutron: Diva - DDTV, Diva - NDTV, Nova T - NTFTV

Watt Stopper: DCLV1

Lightolier Controls: ZP600FAM120

Philips: Sunrise - SR1200ZTUNV